

HEMWATI NANDAN  
BAHUGUNA  
POSTGRADUATE COLLEGE  
KHATIMA

*(Affiliated to Kumaun University, Nainital)*

NAAC Accredited with Grade "B"

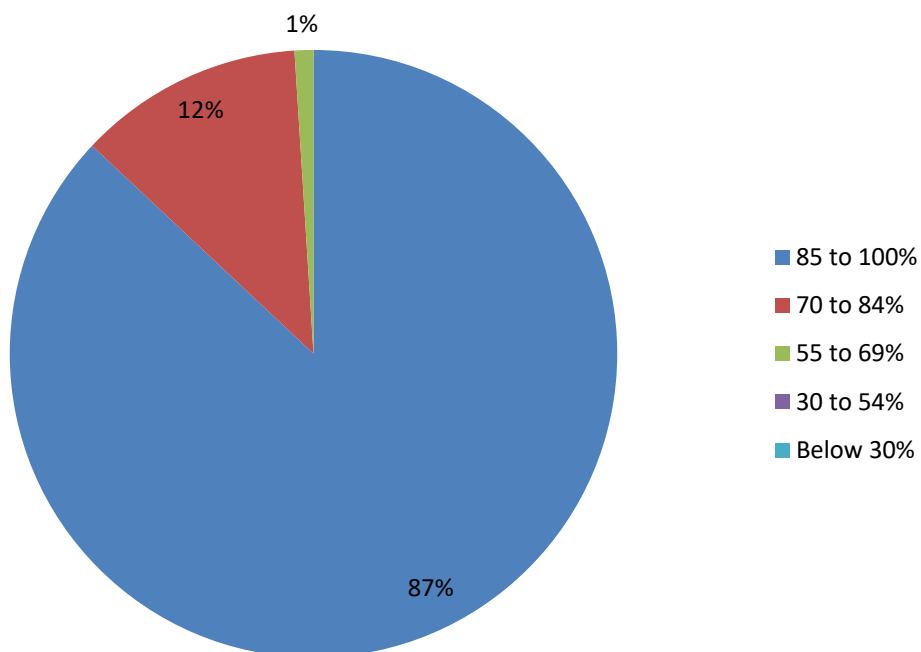
**REPORT OF ANALYSIS OF STUDENTS'  
SATISFACTION SURVEY**

## TABULAR ANALYSIS OF STUDENTS' SATISFACTION SURVEY RESPONSE 2022-23

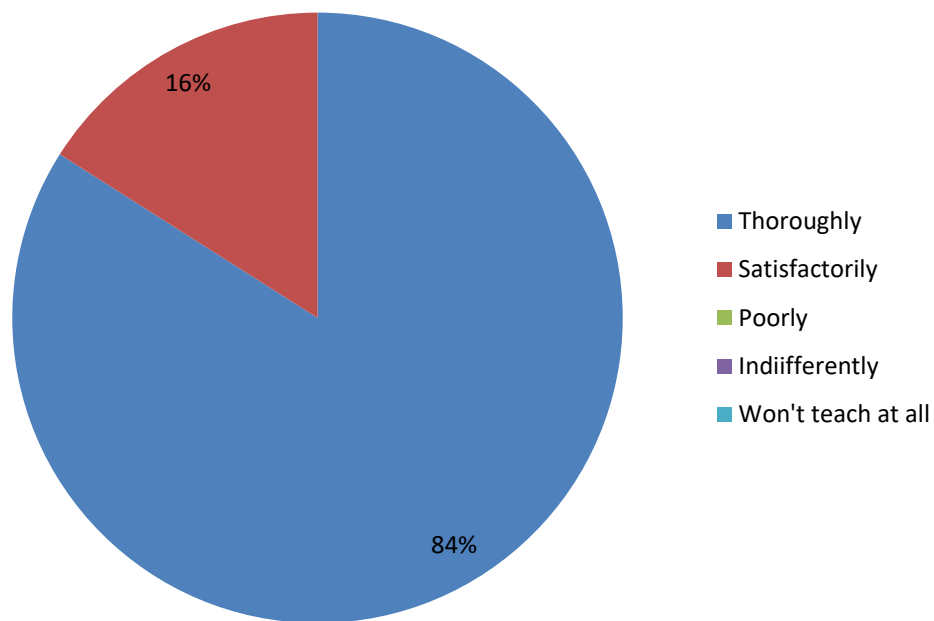
Sr. No.	Nature of Question	Opinion of Answer in Percentage					Scale of Opinion	% of Opinion
		A	B	C	D	E		
01	The syllabus was covered in the class	85 to 100%	70 to 84%	55 to 69%	30 to 54%	Below 30%	70% to 100%	99%
		85%	12%	3%	0.00%	0.00%		
02	The teachers prepare for the classes	Thoroughly	Satisfactorily	Poorly	Indifferently	Won't teach at all	Thoroughly and Satisfactorily	100%
		86%	14%	0.00%	0.00%	0.00%		
03	The teachers able to communicate	Always effective	Sometimes effective	Just Satisfactorily	Generally ineffective	Very poor communication	Always and sometimes effective	97%
		88%	9%	3%	0.00%	0.00%		
04	The teacher's approach to teaching can best be described as	Excellent	Very Good	Good	Fair	Poor	Excellent and Very good	97%
		80%	14%	6%	0.00%	0.00%		
05	Fairness of the internal evaluation process by the teachers.	Always fair	Usually fair	Sometimes unfair	Usually unfair	Unfair	Always and Usually Fair	98%
		95%	2%	3%	0.00%	0.00%		
06	Was your performance in assignments discussed with you?	Every time	Usually	Occasionally/Sometimes	Rarely	Never	Every time and Usually	100%
		94%	6%	0.00%	0.00%	0.00%		
07	The institute takes active interest in promoting internship, student exchange, field visit Opportunities for students.	Regularly	Often	Sometimes	Rarely	Never	Regularly and Often	99%
		87%	8%	5%	0.00%	0.00%		
08	The teaching and mentoring process in your institution facilitates you in cognitive, social and emotional growth.	Significantly	Very well	Moderately	Marginally	Not at all	Significantly and Very well	98%
		90%	8%	2%	0.00%	0.00%		
09	The institution provides multiple opportunities to learn and grow.	Strongly Agree	Agree	Neutral	Disagree	Strongly disagree	Strongly Agree and Agree	100%
		80%	15%	5%	0.00%	0.00%		
10	Teachers inform you about your expected competencies, course outcomes and programme outcomes.	Every time	Usually	Occasionally/Sometimes	Rarely	Never	Every time and Usually	97%
		91%	6%	3%	0.00%	0.00%		

11	Your mentor does a necessary follow up with an assigned task to you.	Every time	Usually	Occasionally/Sometimes	Rarely	Never	Every time and Usually	98%
		88%	7%	5%	0.00%	0.00%		
12	The teachers illustrate the concepts through examples and applications.	Every time	Usually	Occasionally/Sometimes	Rarely	Never	Every time and usually	100%
		89%	11%	0.00%	0.00%	0.00%		
13	The teachers identify your strengths and encourage you with providing right level of challenges.	Fully	Reasonably	Partially	Slightly	Unable to	Fully and Reasonably	98%
		88%	10%	2%	0.00%	0.00%		
14	Teachers are able to identify your weaknesses and help you to overcome them.	Every time	Usually	Occasionally/Sometimes	Rarely	Never	Every time and Usually	99%
		90%	7%	3%	0.00%	0.00%		
15	The institution makes effort to engage students in the monitoring, review and continuous quality improvement of the teaching learning process.	Strongly Agree	Agree	Neutral	Disagree	Strongly disagree	Strongly Agree and Agree	100%
		92%	8%	0.00%	0.00%	0.00%		
16	The institute/teachers use student centric methods, such as experiential learning, participative learning and problem-solving methodologies for enhancing learning experiences.	To a great extent	Moderate	Somewhat	Very little	Not at all	To a great extent and Moderate	95%
		75%	12%	13%	0.00%	0.00%		
17	Teachers encourage you to participate in extracurricular activities.	Strongly Agree	Agree	Neutral	Disagree	Strongly disagree	Strongly Agree and Agree	100%
		97%	3%	0.00%	0.00%	0.00%		
18	Efforts are made by the institute/teachers to inculcate soft skills, life skills and employability skills to make you ready for the world of work.	To a great extent	Moderate	Somewhat	Very little	Not at all	To a great extent and Moderate	96%
		87%	9%	4%	0.00%	0.00%		
19	What percentage of teachers use ICT tools such as LCD projector, Multimedia, etc. while teaching.	Above 90%	70-89%	50-69%	30-49%	Below 29%	Above 90% and 70 -89%	94%
		80%	17%	3%	0.00%	0.00%		
20	The overall quality of teaching-learning process in your institute is Very good.	Strongly Agree	Agree	Neutral	Disagree	Strongly disagree	Strongly Agree and Agree	100%
		93%	7%	0.00%	0.00%	0.00%		

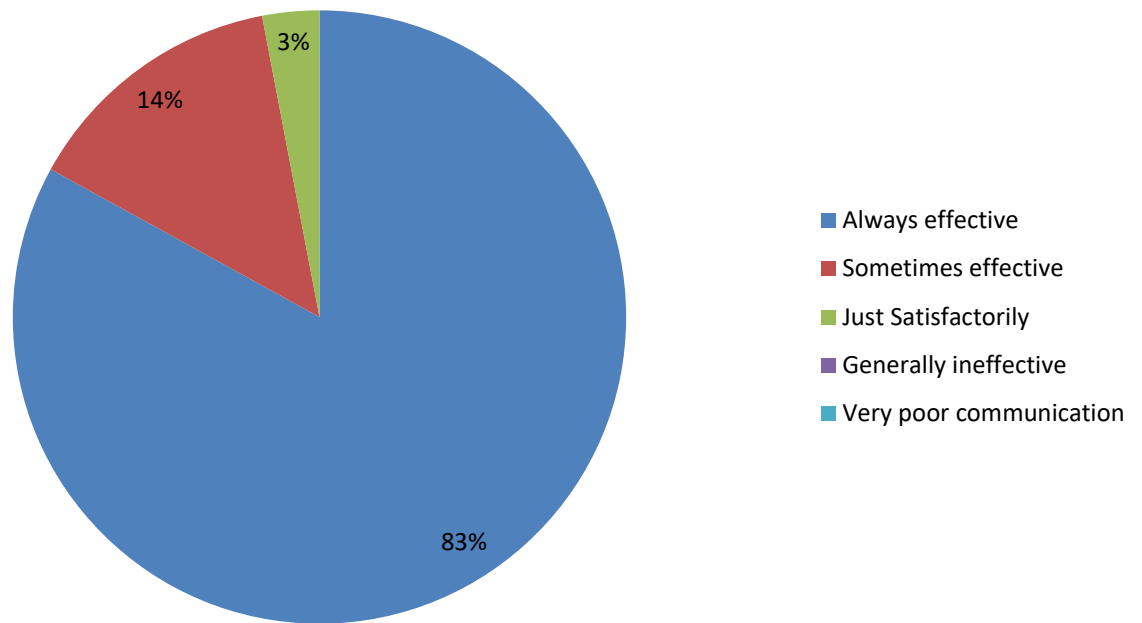
1) The syllabus was covered in the class



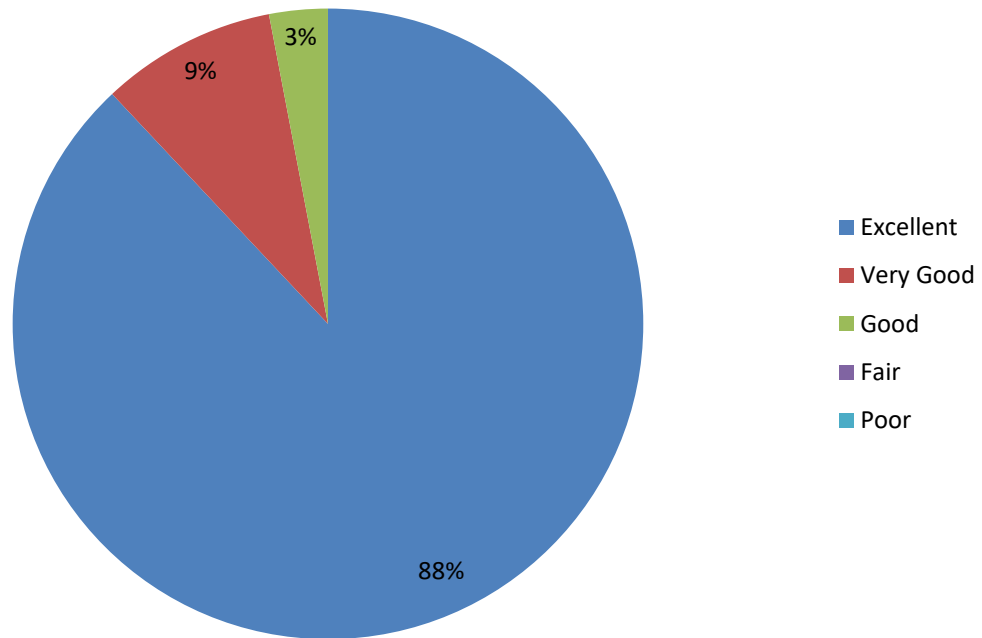
2) The teachers prepare for the classes



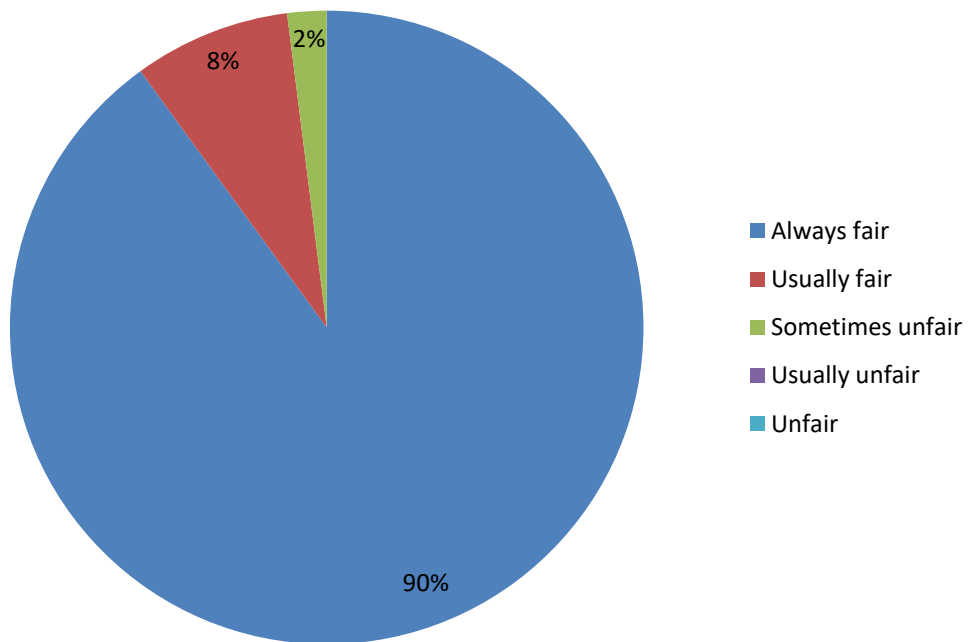
3) Teacher's able to communicate



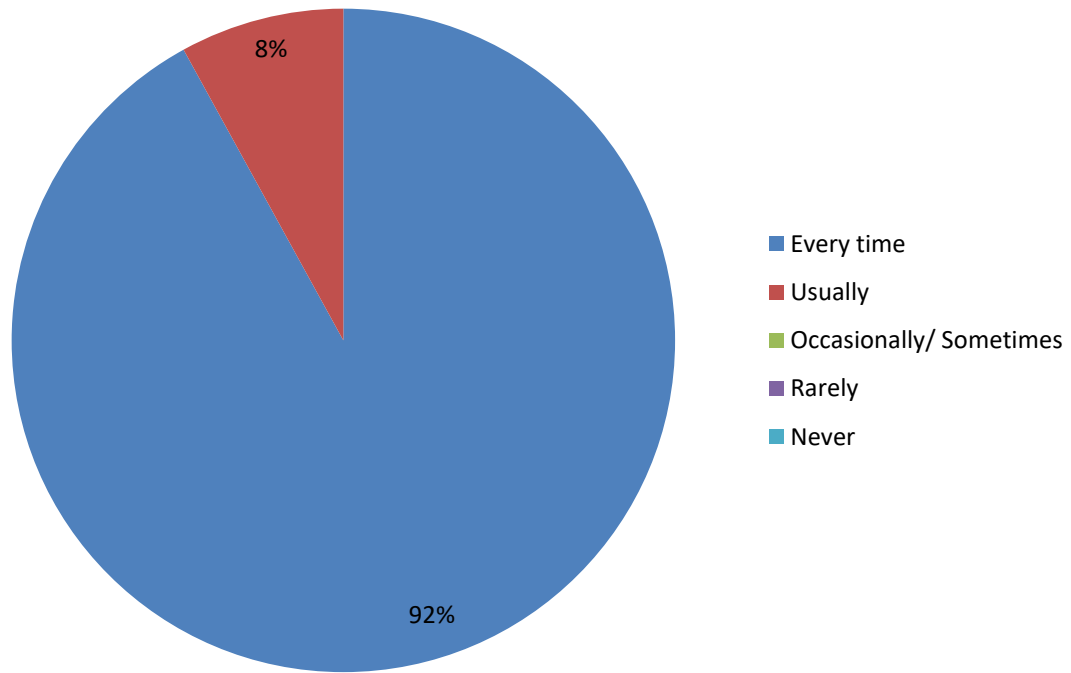
4) The teacher's approach to teaching can best be described as



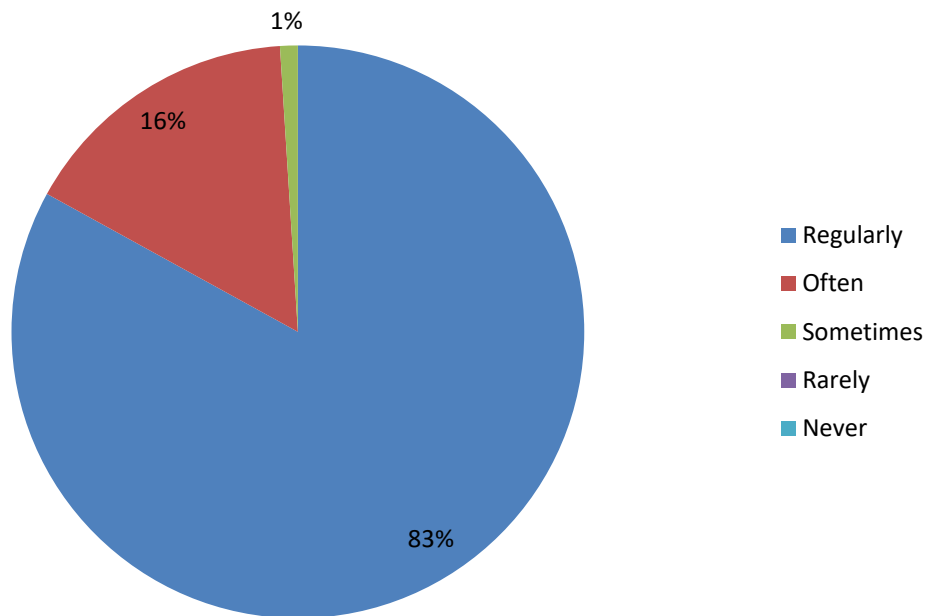
5) Fairness of the internal evaluation process by the teachers.



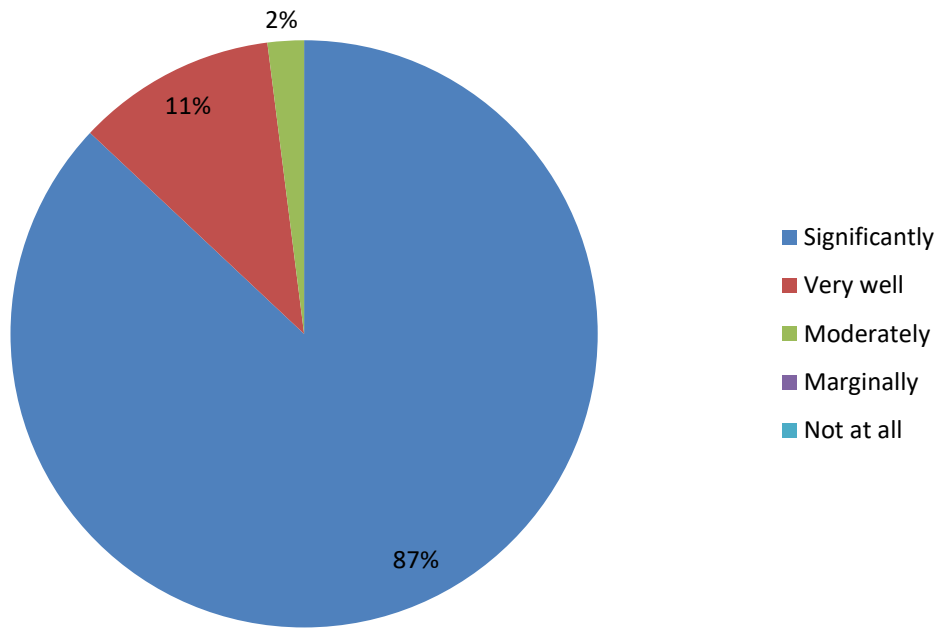
6) Was your performance in assignments discussed with you?



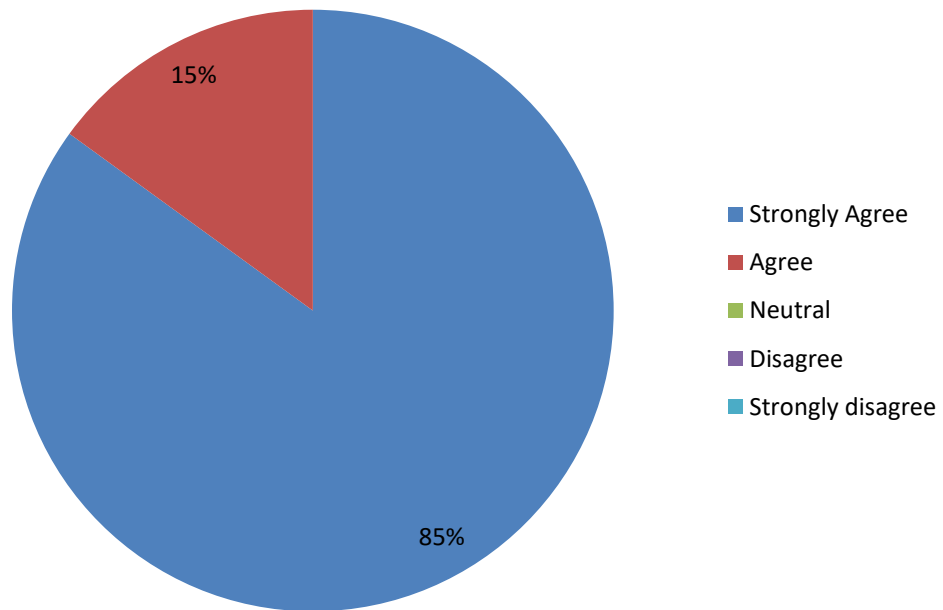
7) The institute takes active interest in promoting internship, student exchange, field visit opportunities for students.



8) The teaching and mentoring process in your institution facilitates you in cognitive, social and emotional growth.

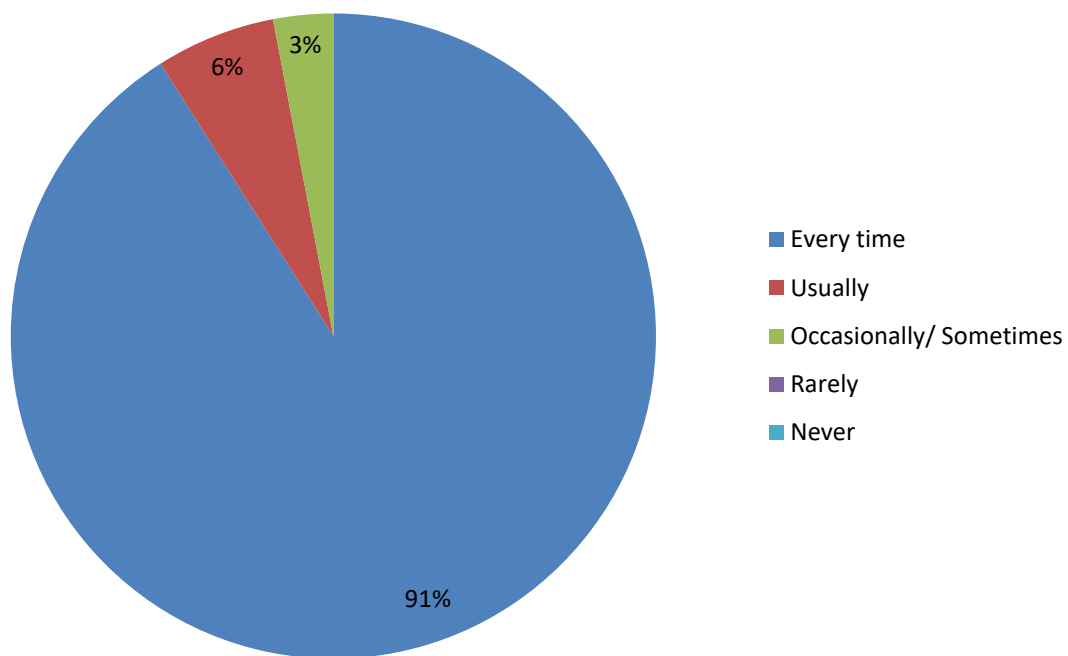


9) The institution provides multiple opportunities to learn and grow.

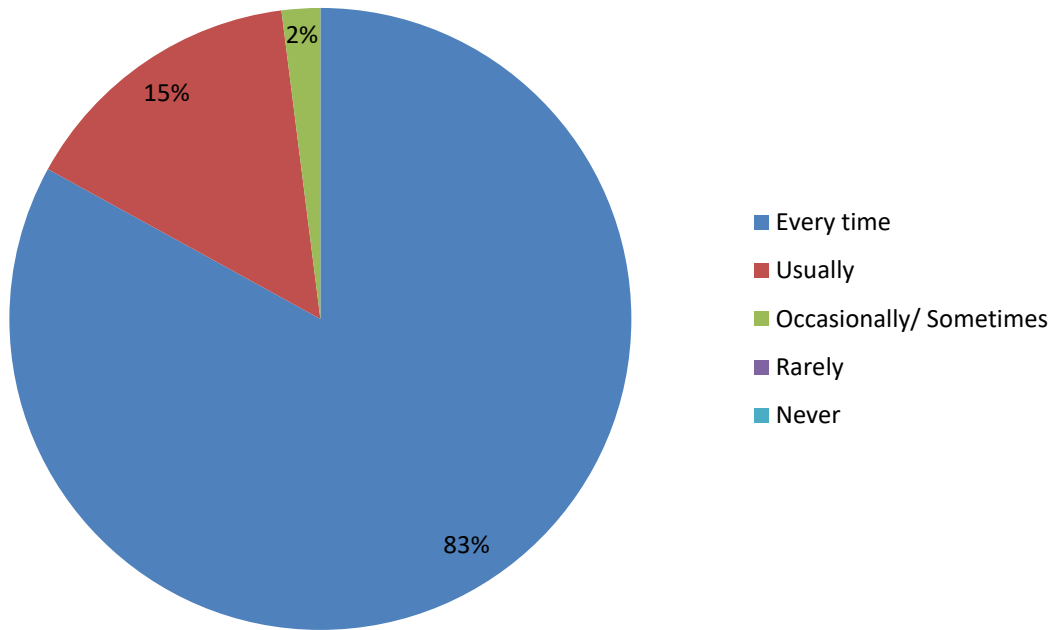




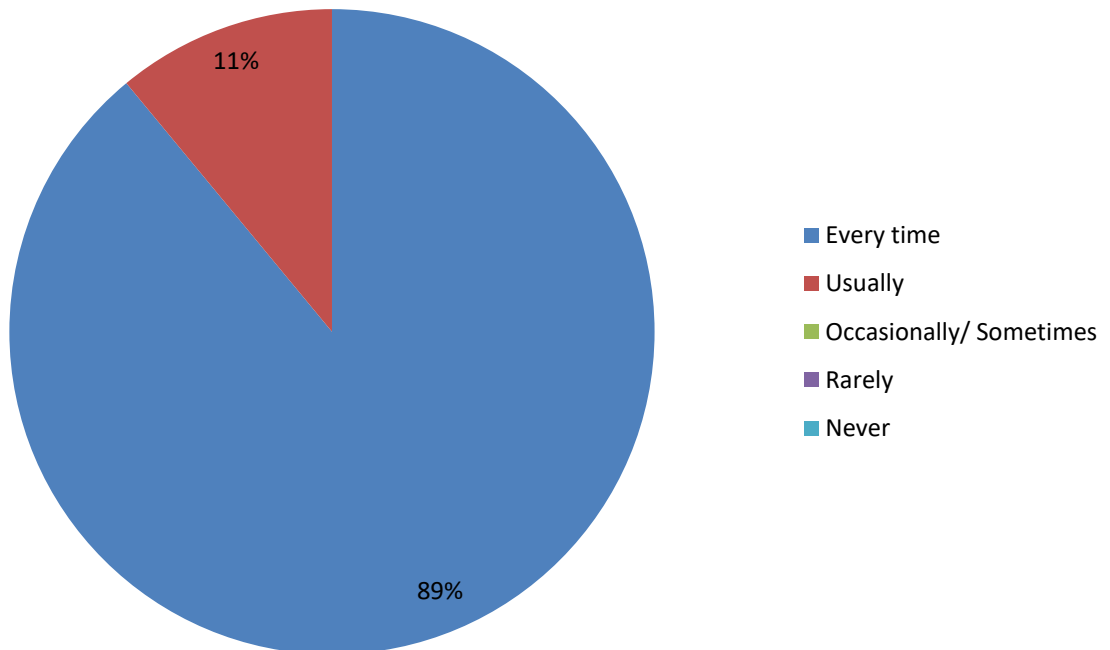
10) Teachers inform you about your expected competencies, course outcomes and programme outcomes.



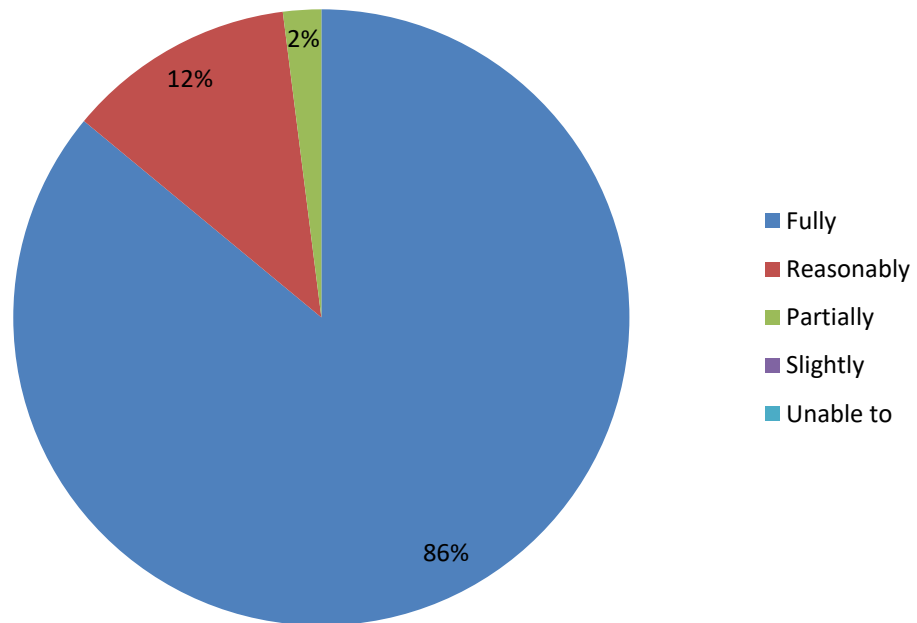
11) Your mentor does a necessary follow-up with an assigned task to you.



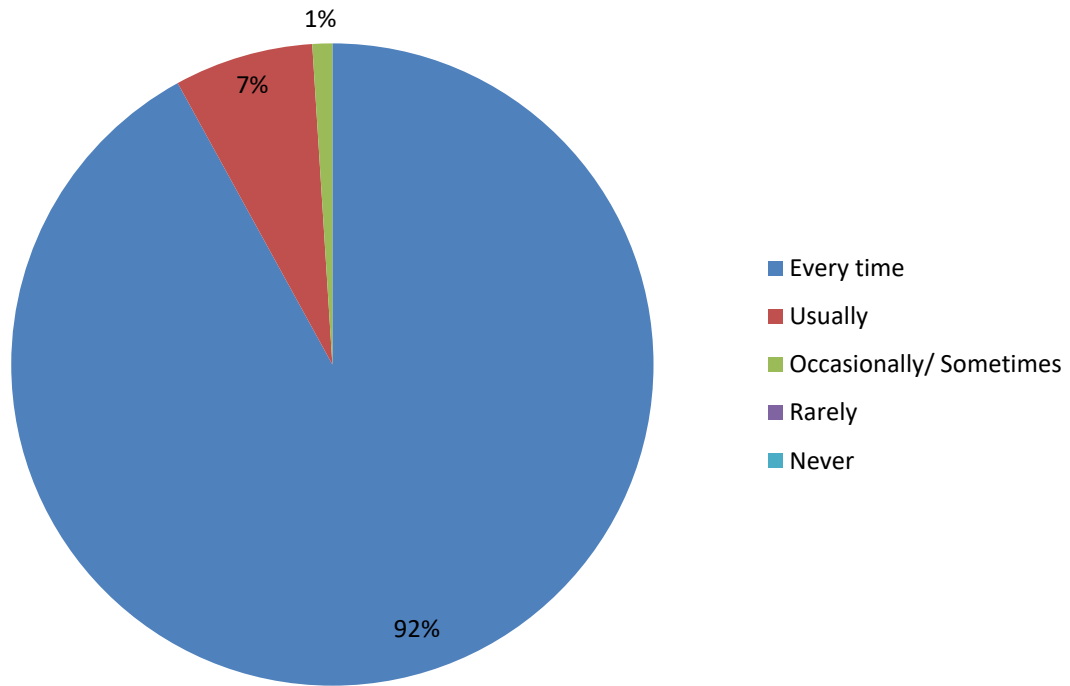
12) The teachers illustrate the concepts through examples and applications.



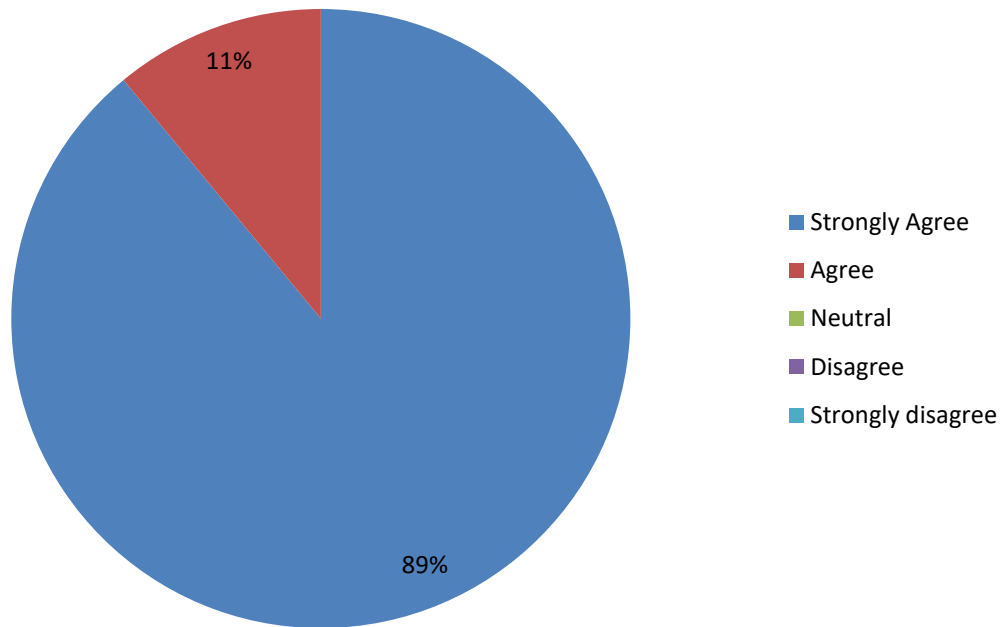
13) The teachers identify your strengths and encourage you with providing right level of Challenges.



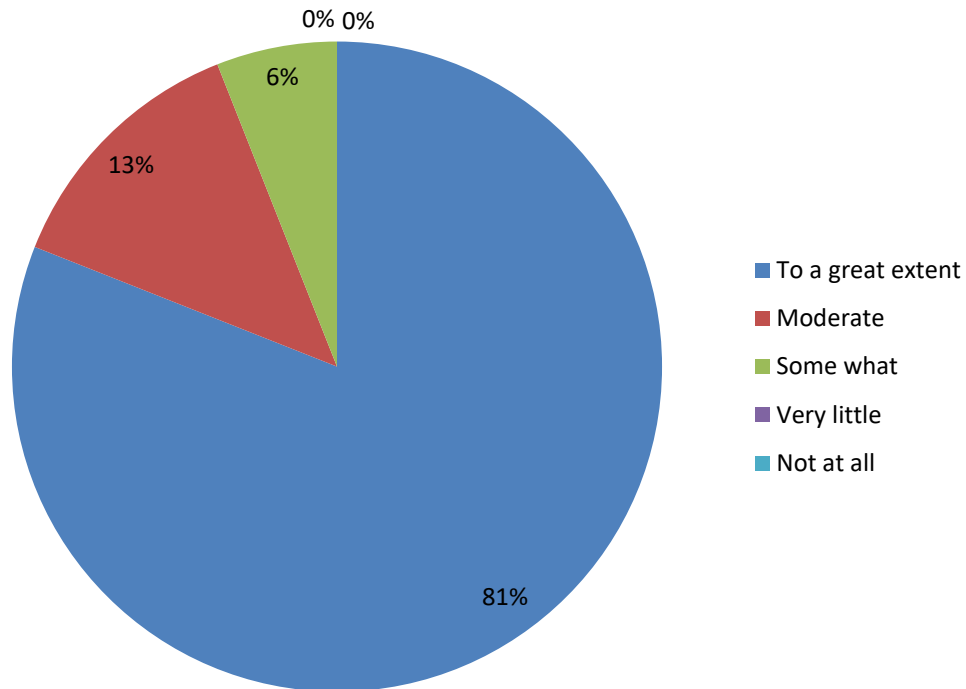
14) Teachers are able to identify your weaknesses and help you to overcome them.



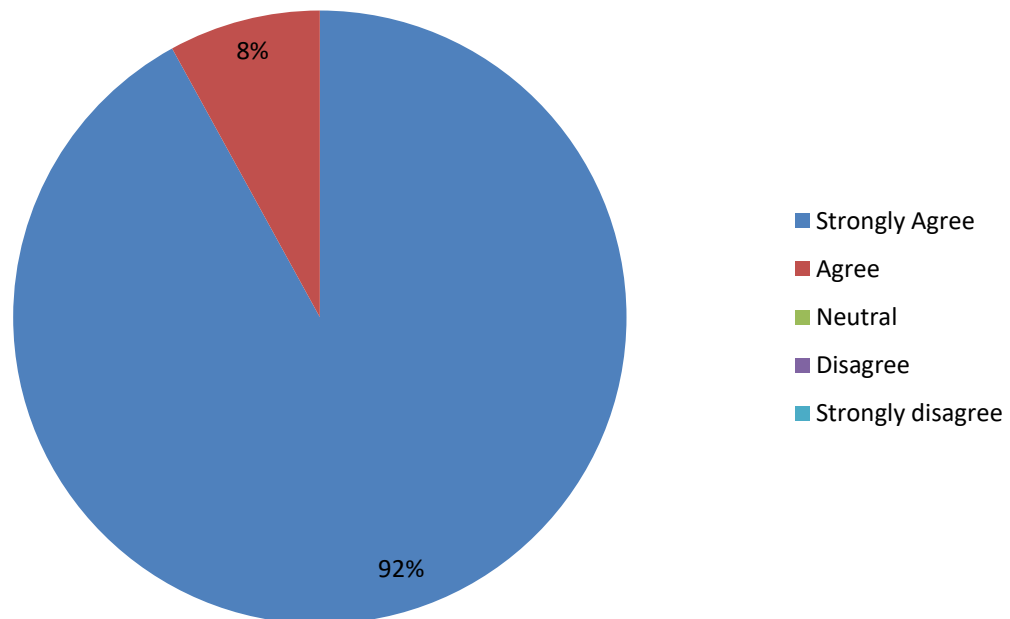
15) The institution makes effort to engage students in the monitoring, review and continuous quality improvement of the teaching learning process.



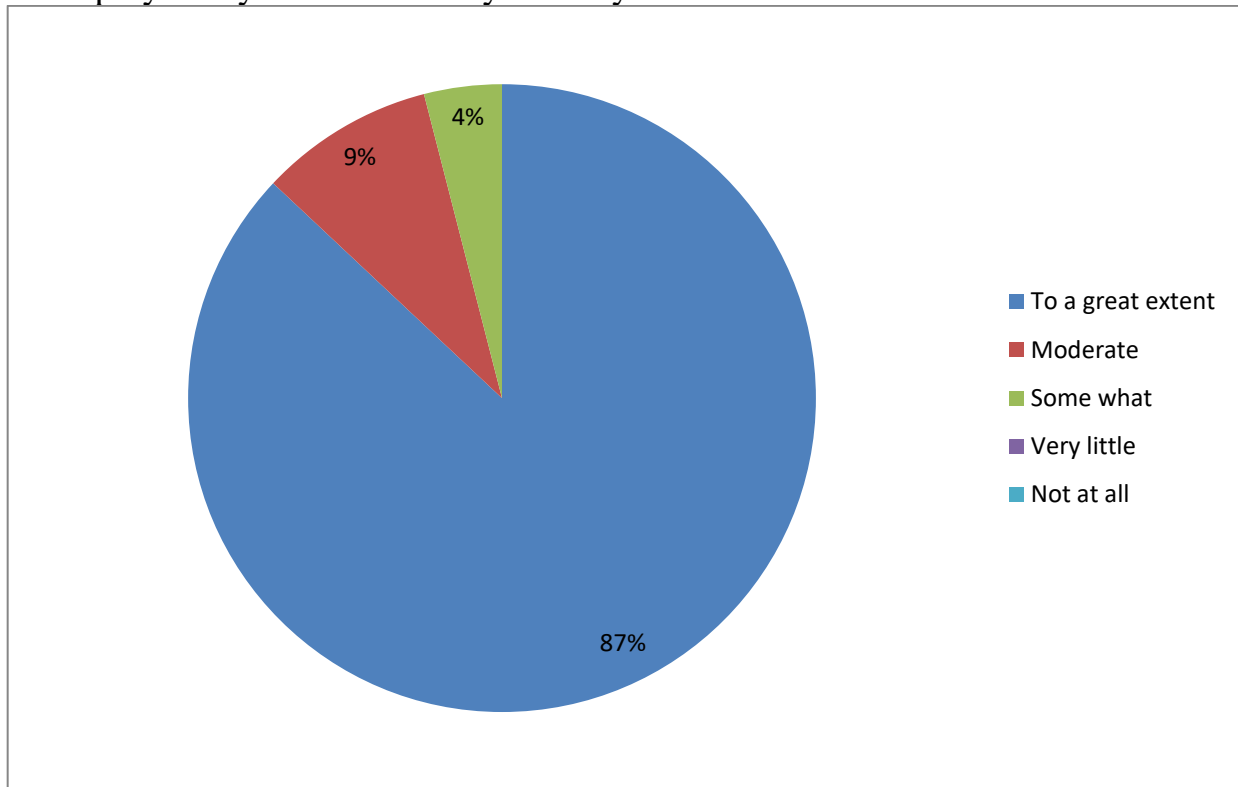
16) The institute/ teachers use student centric methods, such as experiential learning, participative learning and problem solving methodologies for enhancing learning experiences.



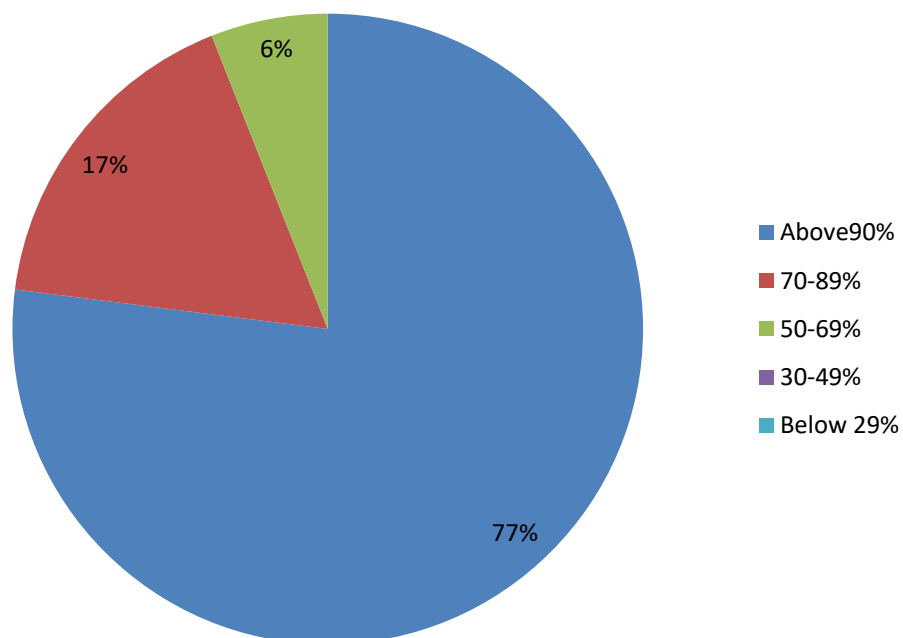
17) Teachers encourage you to participate in extracurricular activities.



18) Efforts are made by the institute/ teachers to inculcate soft skills, life skills and employability skills to make you ready for the world of work.



19) What percentage of teachers use ICT tools such as LCD projector, Multimedia, etc. while teaching.



20) The overall quality of teaching-learning process in your institute is very good.

